



# Town Center Streetscape Plan

Planning Commission Work Session

March 11, 2020

Presented by: Philip Bradford, Associate Planner

# Implementing the Town Center Plan

## Implementation Strategies:

- Develop a Streetscape Design Plan

## Town Center Plan Goals:

1. Environmental Stewardship
2. Harmonious Design



# Proposed Outreach

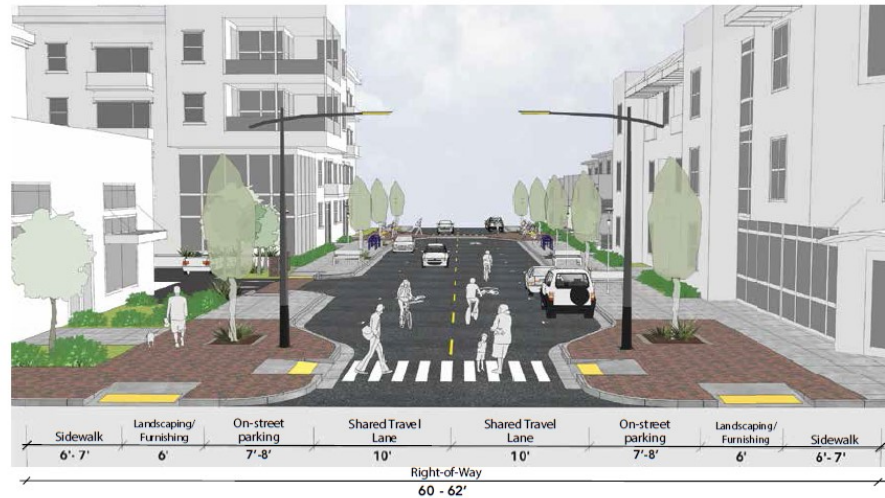
- Let's Talk, Wilsonville!
  - Design Preference Survey
- Community Block Party
  - August 20<sup>th</sup>, 2020
- Coordination with I-5 Pedestrian Bridge Project



# Project Timeline



# Streetscape Plan Examples



PEDESTRIAN STREET - TYPICAL CROSS-SECTION  
LOCATION: 69TH AVE AND HAMPTON

TIGARD TRIANGLE STREETScape DESIGN PLAN

# Streetscape Plan Examples

## SIDEWALK ELEMENTS

### LIGHTING

Overlake Village lighting should be functional and provide visual interest and excitement. A family of fixtures has been selected and locations identified that will serve to illuminate both the roadway and the sidewalk while integrating with the district character.

Traffic signal arms and fixtures should match the character and finish of the street lighting shown here.



#### Roadway Lighting

- **Manufacturer**–Kim Lighting
- **Model**–Curvilinear Cutoff CCS, double luminaire, arm mount, 21-ft. pole height
- **Finish**–Platinum Silver



#### Sidewalk Lighting

- **Manufacturer**–Kim Lighting
- **Model**–Bounce, single luminaire, 10-ft. pole height
- **Finish**–Platinum Silver

### FURNISHINGS

The furnishings and furnishing plans identified on the following pages are examples of acceptable materials and layouts. Developers may submit plans for City of Redmond approval that show other options with alternate locations.



#### Bench

- **Manufacturer**–Landscape Forms
- **Model**–Park Vue backed, 72" length, with or without arms, surface mounted
- **Finish**–Silver, powdercoated



#### Backless Bench

- **Manufacturer**–Landscape Forms
- **Model**–Park Vue backless, 72" length, no arms, surface mounted
- **Finish**–Silver, powdercoated



#### Litter and Recycling Receptacles

- **Manufacturer**–Landscape Forms
- **Model**–Chase Park 36-gallon side opening style with keyed door lock, surface mounted
- **Finish**–Silver, powdercoated

# Streetscape Plan Examples

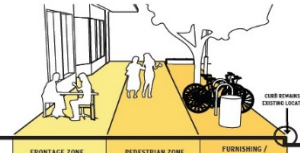
## STREETSCAPE FRAMEWORK

- █ Promenade
- █ Civic
- █ Urban
- █ Parkway
- █ Front
- Alley Entrance



40

## SIDEWALK WIDTHS TABLE



Since sidewalk widths vary throughout downtown, the suggested design for each streetscape type will be adjusted based on what is possible at each location. The Sidewalk Widths Table at left shows how each streetscape type can be adjusted.

For all streetscape types, curb location remains constant. When sidewalk width does not meet the typical width in the table, the pedestrian zone width will always remain fixed. The Furnishing/Planting Zone is the second priority. The Frontage Zone is the most flexible and should be reduced to fit available sidewalk widths. For very narrow sidewalks, both the Frontage Zone and the Furnishing/Planting Zone may be reduced. On wider sidewalks, the Frontage Zone and the Furnishing/Planting Zone can be wider than the width noted in the table.

STREET TYPE:	FRONTAGE ZONE ← THIS WIDTH CAN BE CHANGED →	PEDESTRIAN ZONE ← THIS WIDTH IS FIXED →	FURNISHING / PLANTING ZONE ← IF NECESSARY, THIS WIDTH CAN ALSO BE CHANGED →
PROMENADE	4'	9'	5'
CIVIC - COURT	2'	6'	6'
CIVIC - STATE	6'	6'	6'
URBAN	5'	6'	4'
PARKWAY	6'	6'	8'
FRONT STREET	6'	6'	8'

41



Refer to the Material Specifications Section for more detailed information about individual streetscape elements.

### ENDICOTT CLAY PAVERS

TYPE/FINISH: Mangesea Inosport


USE:  
On-Street Parking (Permeable)  
Sidewalks and Crosswalks



### GRANITE CURB AND PAVERS

TYPE/FINISH: Georgia Grey

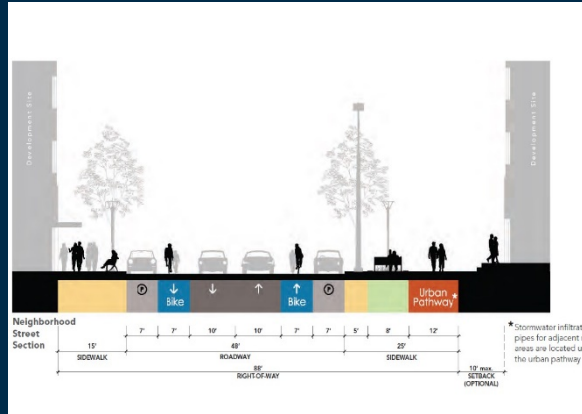
USE:  
Street Curb (Vertical and Flush)  
Street Pavement Markings  
Sidewalk/Planter Curb



### CONCRETE PAVING

TYPE/FINISH: Very Fine Broom Finish with Sawcut Joints

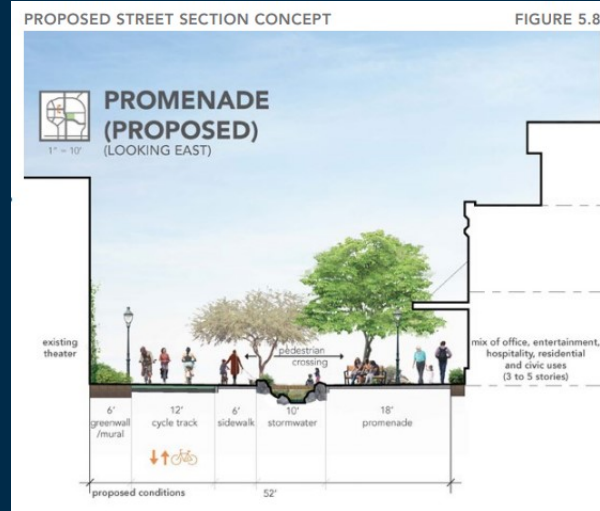
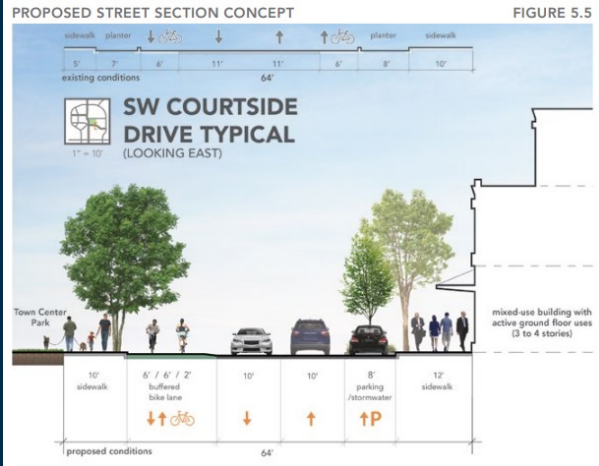
USE:  
Sidewalks and Carriage Walks



\* Stormwater infiltration pipes for adjacent roof areas are located under the urban pathway



# Town Center Plan Street Concepts





# Feedback and Guidance

- Any additional elements relating to Streetscape Plan staff should consider?
- Additional outreach opportunities?
- General questions?