


City of Wilsonville Police

Early in July, Nathan, a Wilsonville kiddo, gave this drawing to one of our officers. It's hanging in our common area and being enjoyed.



Before



After

Deputy Justin Smith, an officer working dayshift in Wilsonville, put his bomb technician skills to work. During a July traffic stop, Wilsonville police assisted another agency and pulled high-powered firearms, several ounces of drugs ready for sale, and a homemade hand grenade from the vehicle. Smith safely detonated the grenade, which is now evidence in a case at the District Attorney's Office.

During the early hours of July 12, Kristi Dumont of Hubbard was walking in the area of SW Town Center Loop W and SW Wilsonville Rd when she was struck by a vehicle, and later died. Our investigation into her death is open and we're actively seeking tips from the public.



Kristi Dumont
1982-2020

TIP LINE: 503-723-4949

Visitors brighten our days and nights



Upper Left—Tim & Cindy Shafer, pictured with Sgt. Swanson, Valentina, Louie • Upper Right—Deputy Tucker, Brody, Sgt. Pearson, Deputy Keirsey • Lower Left—Brody's little sister • Lower Right—Jamison and his mom



10-year old Christopher's blue Magna Northern bicycle, with black and white helmet, were stolen on July 29. The loss was devastating for him and touched our hearts. Clackamas County Sheriff's Office, Chaplain Mike Vermace, along with Wilsonville Officers Kate Wilson and Ben Toops, and Chief Robert Wurpes, pitched in and replaced his bicycle. Pictured are Toops and Wurpes presenting Christopher with his new wheels, replete with helmet (not pictured).



WILSONVILLE

MONTHLY ACTIVITY REPORT

July 2020

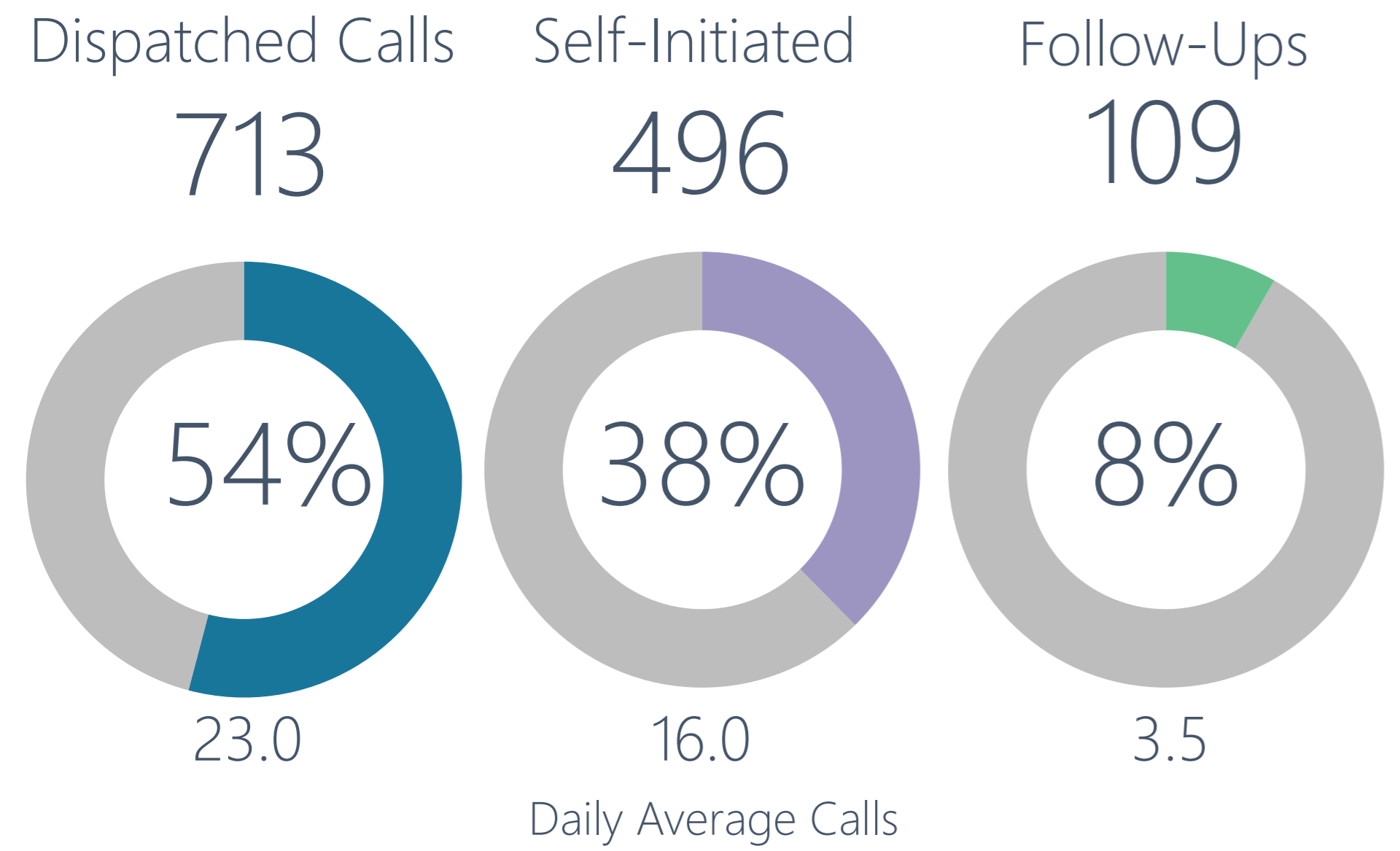


CITY OF WILSONVILLE POLICE DEPARTMENT
30000 SW Town Center Loop
Wilsonville, OR 97070



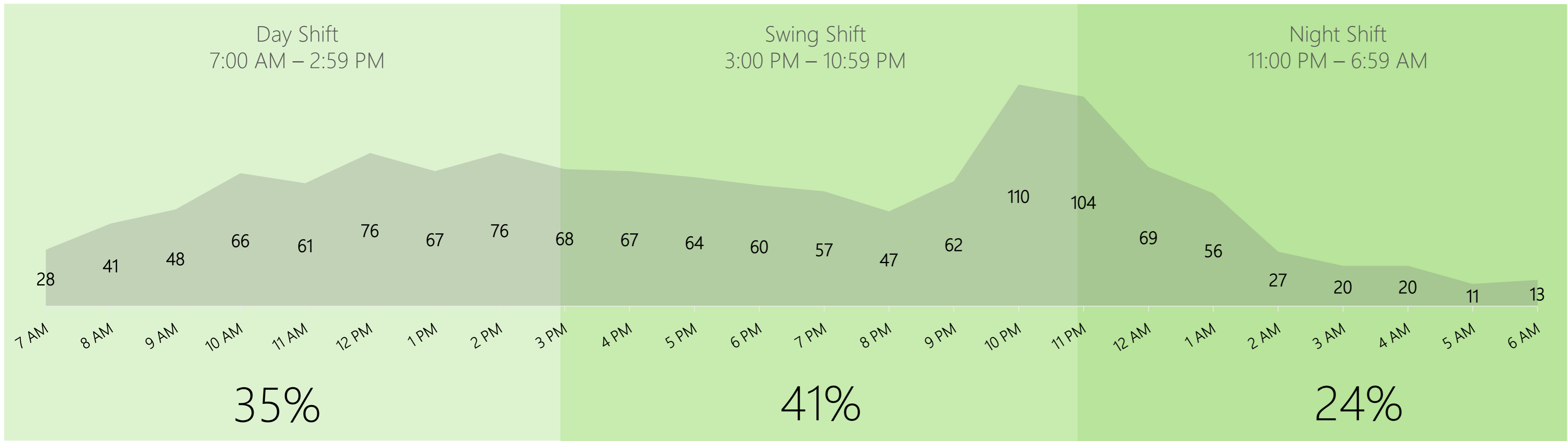
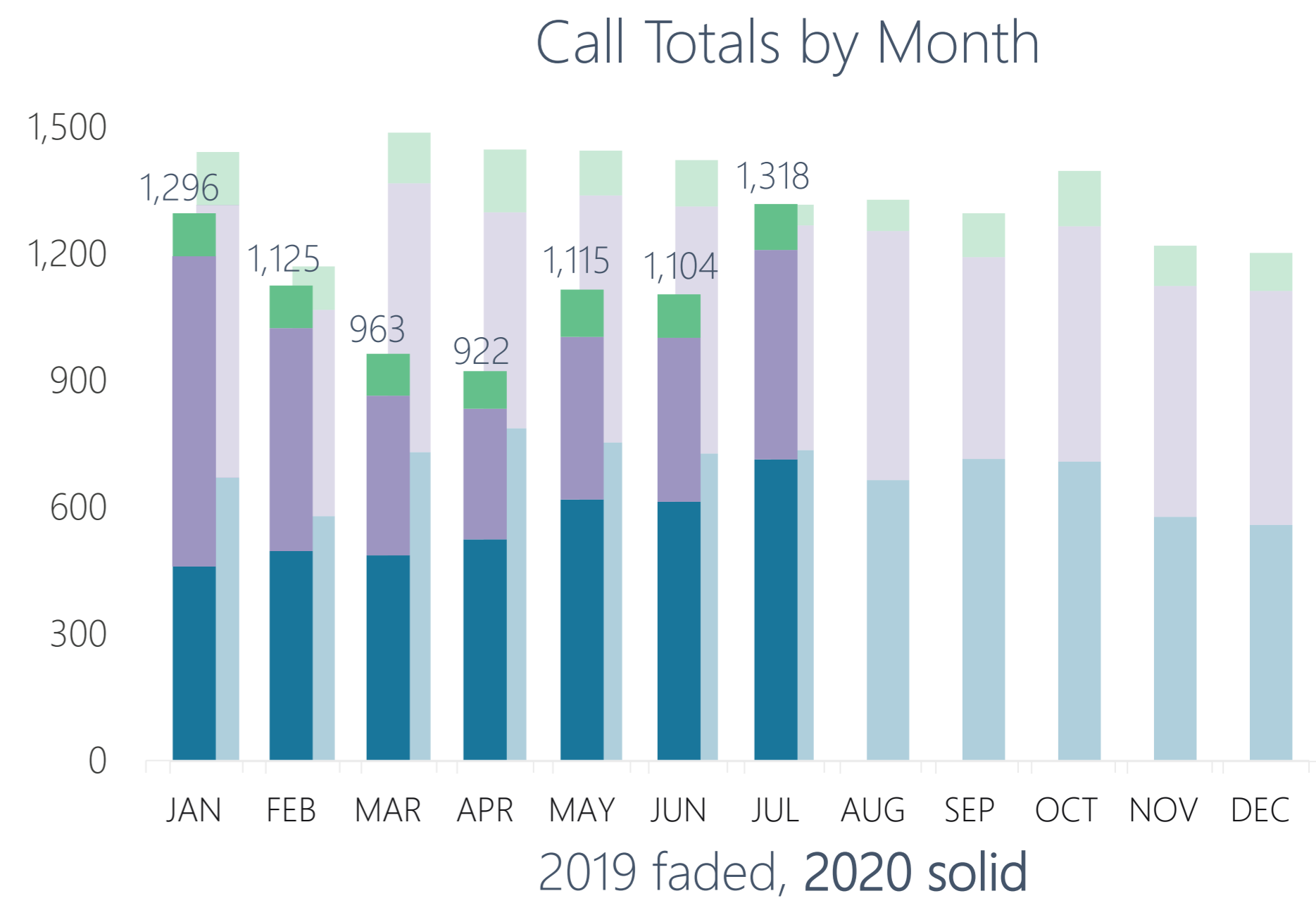
In Partnership with

**Clackamas County
Sheriff's Office**

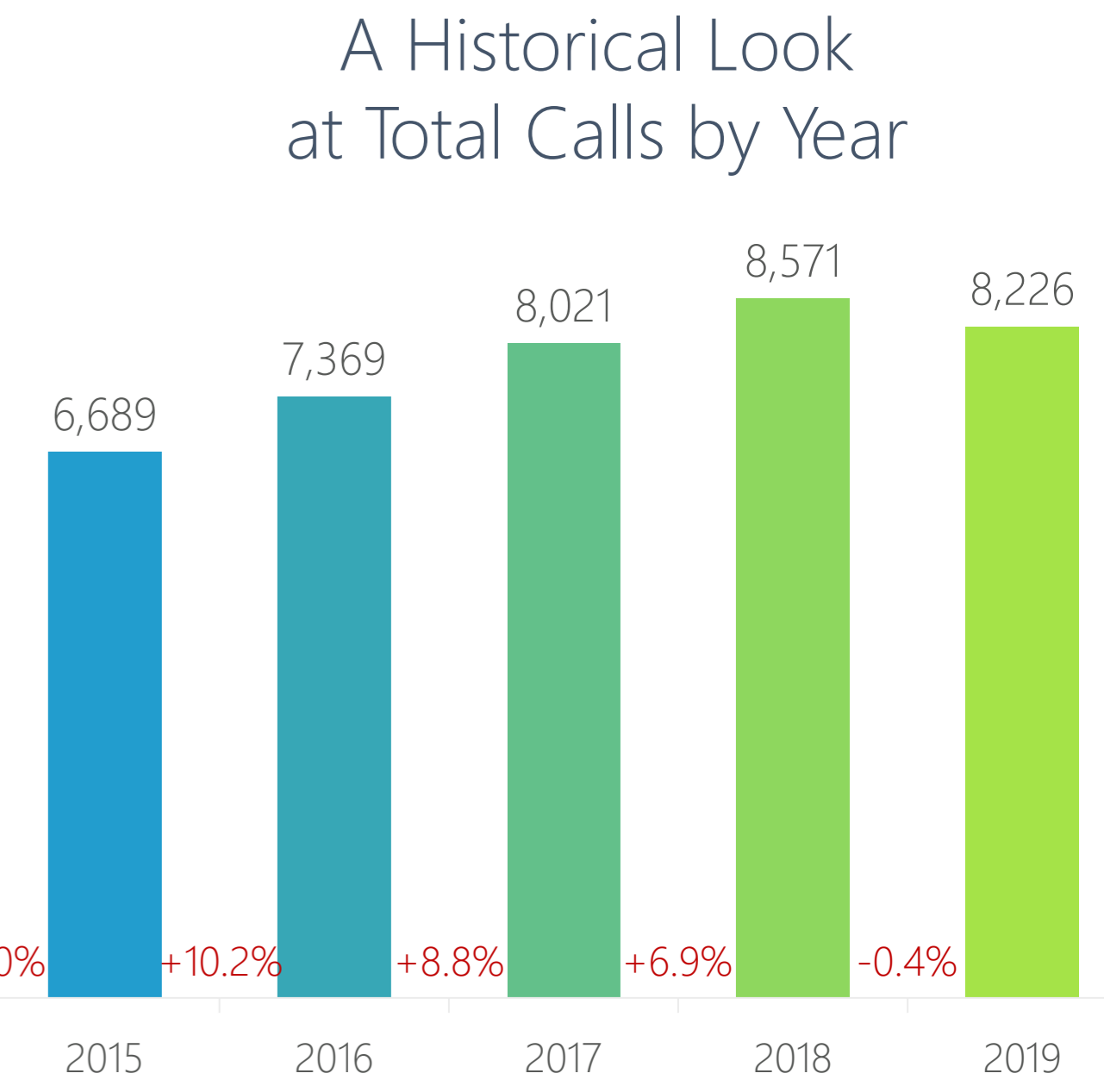


Median Hold & Response Times

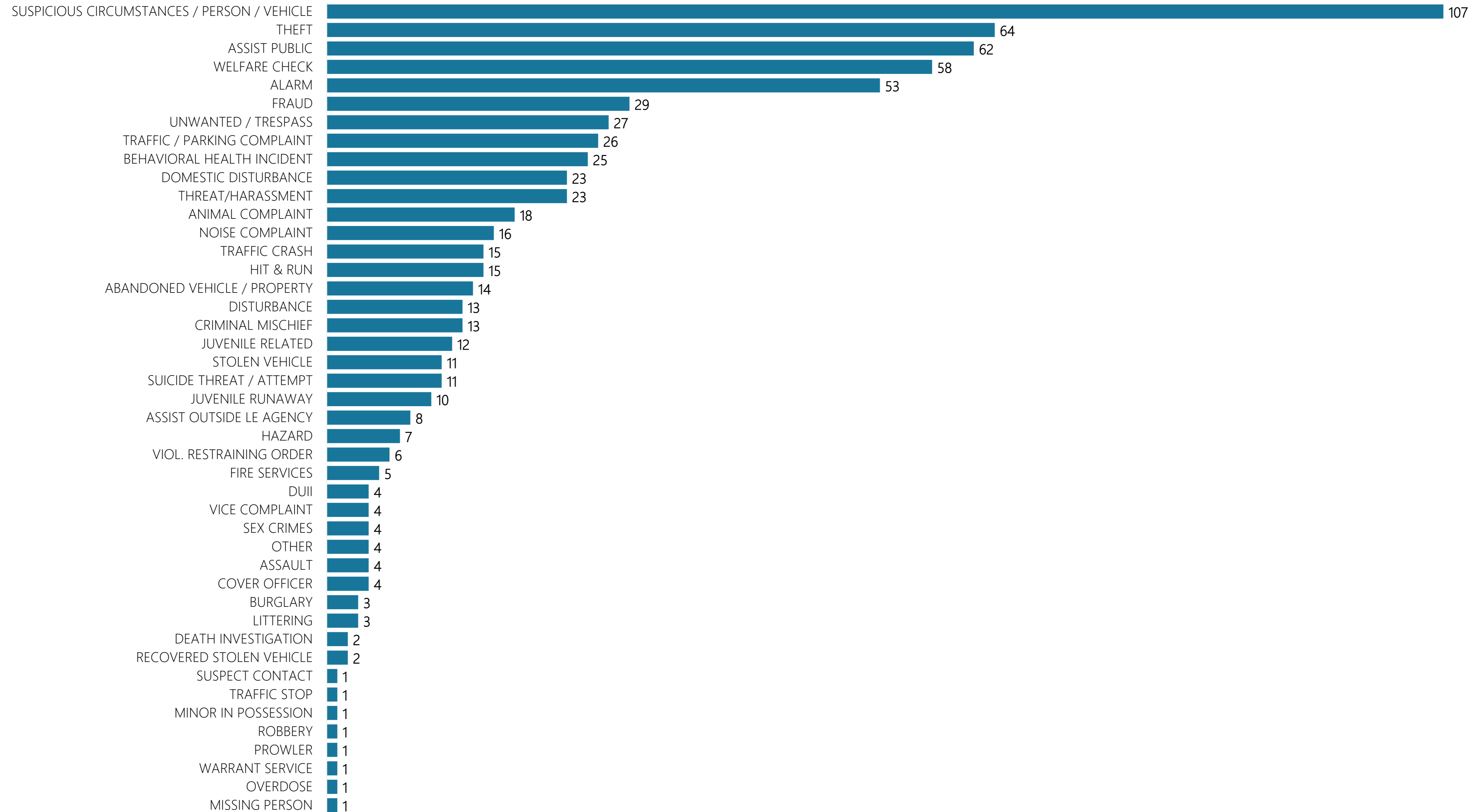
	All Calls	Priority 1 & 2 Calls
Input to Dispatch (Hold Duration)	1:21	:56
Dispatch to Arrival (Response Duration)	3:34	4:10



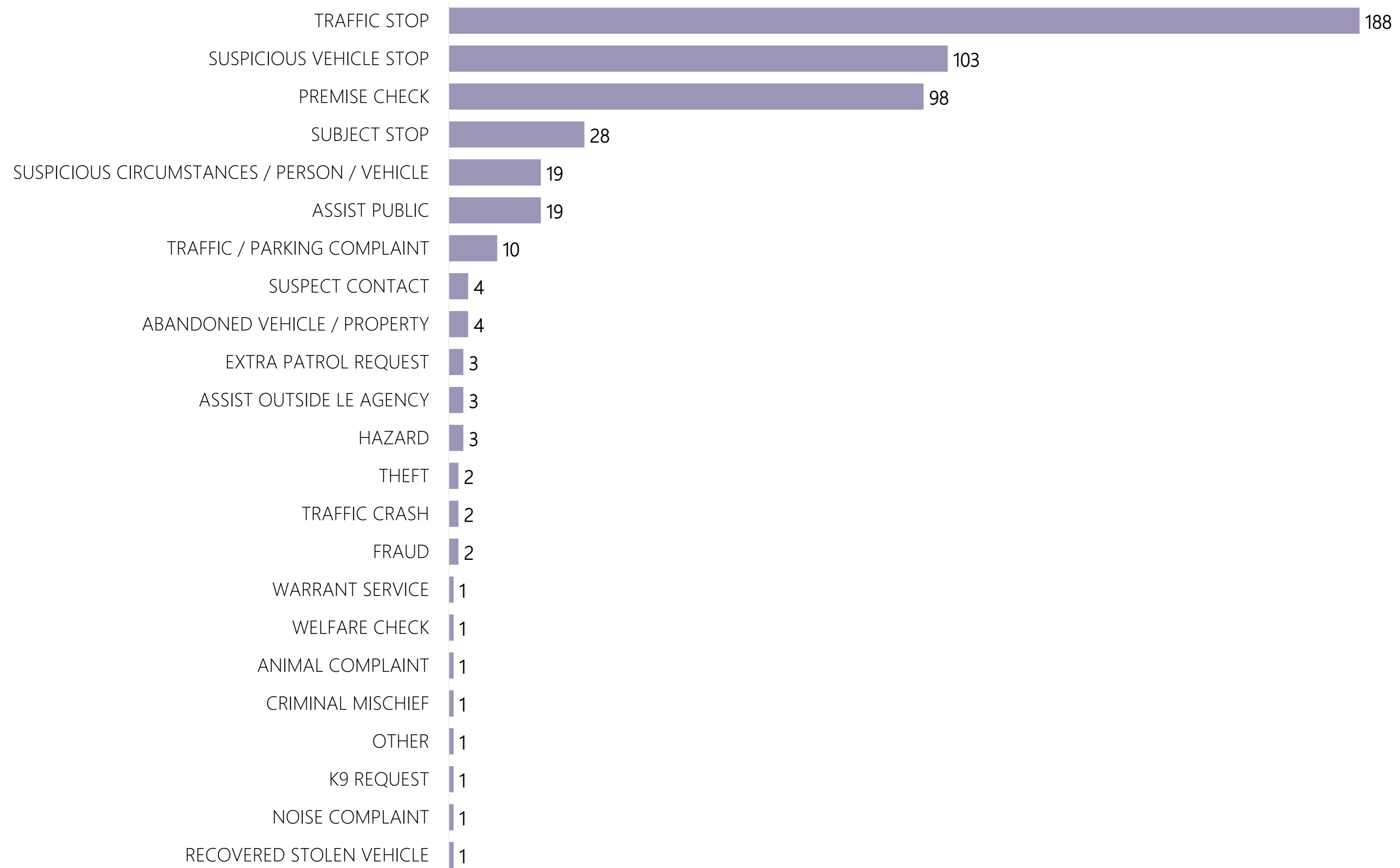
Dispatched Calls for Service Breakdown by Hour of Day & Shift Time Groupings
(not actual breakdown of Wilsonville PD shift schedules)



Dispatched Call Types



Self-Initiated Call Types























DISPATCHED CALL TYPE	Jan	Feb	Mar	Apr	May	Jun	Jul	Aug	Sep	Oct	Nov	Dec	2020 Monthly Trend Line
ABANDONED VEHICLE / PROPERTY	14	10	11	17	11	18	14						
ALARM	38	48	52	40	0	47	53						
ANIMAL COMPLAINT	3	4	4	3	0	12	18						
ASSAULT	6	5	4	4	0	4	4						
ASSIST OUTSIDE LE AGENCY	8	3	18	3	0	6	8						
ASSIST PUBLIC	24	32	36	28	9	43	62						
BEHAVIORAL HEALTH INCIDENT	7	24	18	8	0	16	25						
BURGLARY	8	7	7	1	0	5	3						
COVER OFFICER	6	1	0	0	1	1	4						
CRIMINAL MISCHIEF	7	7	5	10	16	21	13						
DEATH INVESTIGATION	0	4	1	0	3	4	2						
DUII	6	10	3	3	5	1	4						
EXTRA PATROL REQUEST	2	1	0	1	0	0	0						
FIRE SERVICES	6	7	8	3	0	7	5						
FRAUD	16	19	16	21	19	18	29						
HAZARD	3	7	3	6	4	4	7						
HIT & RUN	8	11	10	13	12	9	15						
JUVENILE RELATED	18	17	15	13	12	16	12						
JUVENILE RUNAWAY	0	0	8	4	3	8	10						
LITTERING	1	3	0	0	1	1	3						
MARINE PATROL	0	1	0	1	0	0	0						
MENACING	1	0	0	1	0	0	0						
MINOR IN POSSESSION	6	2	4	1	1	1	1						
MISSING PERSON	5	5	6	5	5	6	1						
NOISE COMPLAINT	10	9	17	16	20	21	16						
OTHER	0	2	1	5	2	2	4						

DISPATCHED CALL TYPE	Jan	Feb	Mar	Apr	May	Jun	Jul	Aug	Sep	Oct	Nov	Dec	2020 Monthly Trend Line
OVERDOSE	1	0	0	0	0	2	1						
PREMISE CHECK	1	1	0	4	1	0	0						
PROMISCUOUS SHOOTING	1	0	2	3	1	0	0						
PROWLER	0	1	2	0	1	1	1						
PURSUIT	0	0	0	1	0	0	0						
RECOVERED STOLEN VEHICLE	1	1	2	2	5	3	2						
SEX CRIMES	4	0	2	3	1	0	4						
STOLEN VEHICLE	1	8	9	9	17	8	11						
SUBJECT STOP	0	0	0	0	1	0	0						
SUICIDE THREAT / ATTEMPT	3	16	8	14	8	10	11						
SUSPECT CONTACT	1	0	0	3	4	3	1						
SUSPICIOUS CIRCUMSTANCES / PERSON / VEHICLE	71	69	55	57	95	87	107						
SUSPICIOUS VEHICLE STOP	2	0	0	0	0	0	0						
THEFT	47	40	36	75	66	51	64						
THREAT/HARASSMENT	15	19	20	29	22	33	23						
TRAFFIC / PARKING COMPLAINT	13	11	9	25	19	18	26						
TRAFFIC CRASH	11	13	11	6	8	13	15						
TRAFFIC STOP	1	0	0	0	0	0	1						
UNWANTED / TRESPASS	19	17	13	20	22	23	27						
VICE COMPLAINT	3	7	4	1	2	7	4						
VIOL. RESTRAINING ORDER	1	1	1	5	6	2	6						
WARRANT SERVICE	2	1	1	0	2	0	1						
WELFARE CHECK	32	26	24	28	40	40	58						
DISTURBANCE	11	7	8	11	7	6	13						
DOMESTIC DISTURBANCE	16	19	32	21	31	36	23						
ROBBERY	0	0	0	0	1	1	1						
Grand Total	460	496	486	524	484	615	713						

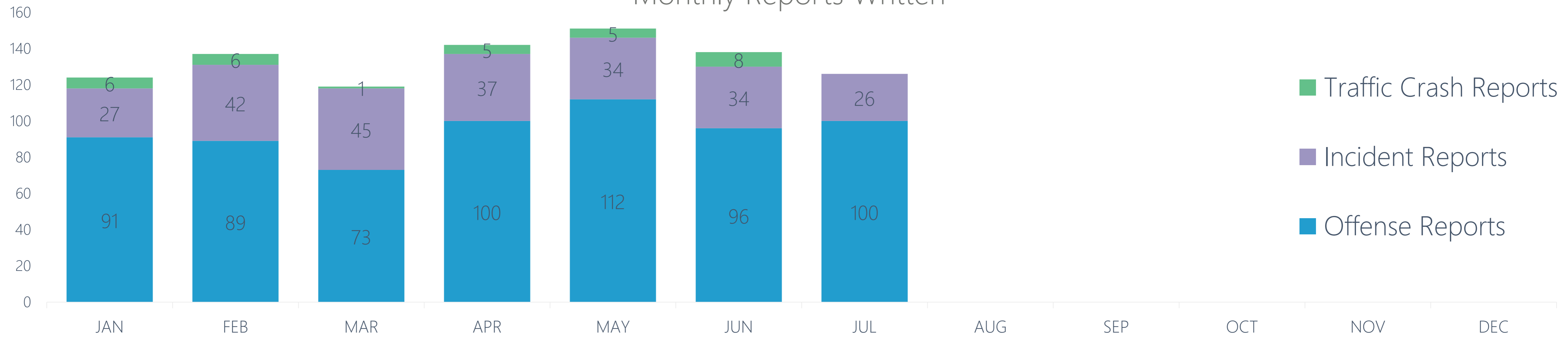
SELF-INITIATED CALL TYPE	Jan	Feb	Mar	Apr	May	Jun	Jul	Aug	Sep	Oct	Nov	Dec	2020 Monthly Trend Line
ABANDONED VEHICLE / PROPERTY	1	8	5	7	1	1	4						
ALARM	1	0	0	0	0	0	0						
ANIMAL COMPLAINT	0	1	0	2	0	0	1						
ASSAULT	1	0	0	0	0	0	0						
ASSIST OUTSIDE LE AGENCY	7	1	2	3	0	4	3						
ASSIST PUBLIC	22	17	16	22	8	26	19						
CRIMINAL MISCHIEF	6	2	0	0	1	0	1						
DUII	0	0	1	0	0	0	0						
EXTRA PATROL REQUEST	15	9	0	3	4	2	3						
FIRE SERVICES	1	0	0	1	0	0	0						
FRAUD	2	2	1	0	0	2	2						
HAZARD	2	0	3	1	0	1	3						
HIT & RUN	0	1	2	1	0	0	0						
JUVENILE RELATED	1	1	2	0	0	0	0						
MINOR IN POSSESSION	3	2	0	0	0	0	0						
NOISE COMPLAINT	0	0	0	0	0	0	1						
OTHER	1	0	4	5	2	5	1						
PREMISE CHECK	99	57	83	88	55	99	98						
PURSUIT	1	1	0	1	0	0	0						

(List part 1 of 2)

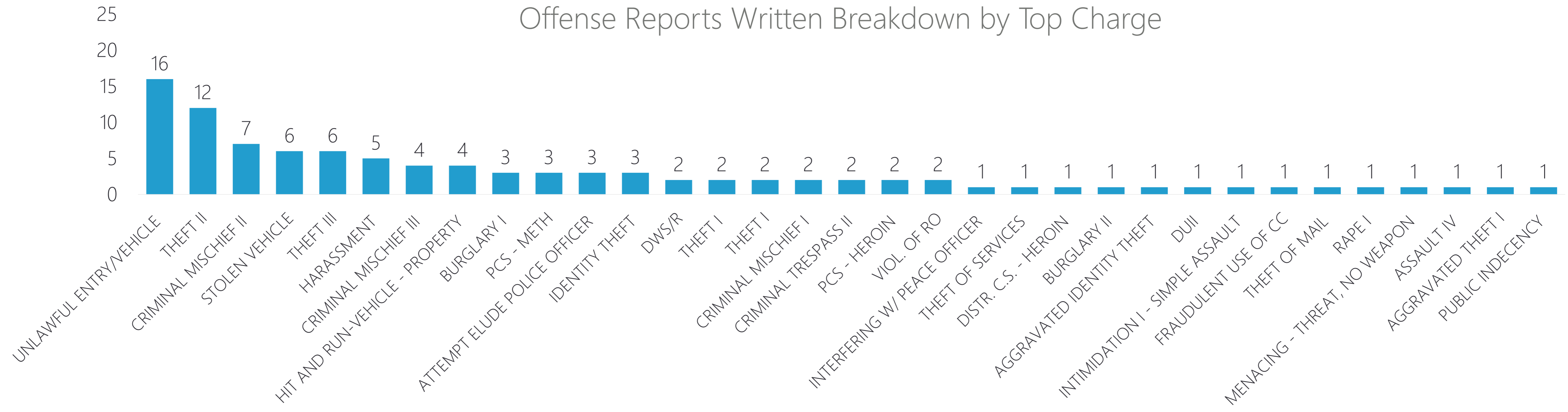
SELF-INITIATED CALL TYPE	Jan	Feb	Mar	Apr	May	Jun	Jul	Aug	Sep	Oct	Nov	Dec	2020 Monthly Trend Line
RECOVERED STOLEN VEHICLE	1	1	1	4	2	0	1						
SEX CRIMES	0	0	3	0	0	1	0						
STOLEN VEHICLE	0	0	0	0	1	1	0						
SUBJECT STOP	30	19	12	19	22	34	28						
SUICIDE THREAT / ATTEMPT	0	0	0	0	1	0	0						
SUSPECT CONTACT	3	4	5	5	1	3	4						
SUSPICIOUS CIRCUMSTANCES / PERSON / VEHICLE	8	4	5	18	21	10	19						
SUSPICIOUS VEHICLE STOP	84	62	52	60	51	58	103						
THEFT	5	2	1	2	2	3	2						
THREAT/HARASSMENT	1	0	2	1	0	0	0						
TRAFFIC / PARKING COMPLAINT	24	17	10	8	11	9	10						
TRAFFIC CRASH	4	3	1	1	1	1	2						
TRAFFIC STOP	402	308	161	53	183	122	188						
UNWANTED / TRESPASS	0	1	0	2	1	1	0						
VICE COMPLAINT	0	0	0	1	0	0	0						
WARRANT SERVICE	9	2	3	1	0	3	1						
WELFARE CHECK	1	2	2	0	1	3	1						
K9 REQUEST	0	0	1	0	1	0	1						
DISTURBANCE	0	1	0	0	0	0	0						
Grand Total	735	528	378	309	370	389	496						

(List part 2 of 2)

Monthly Reports Written



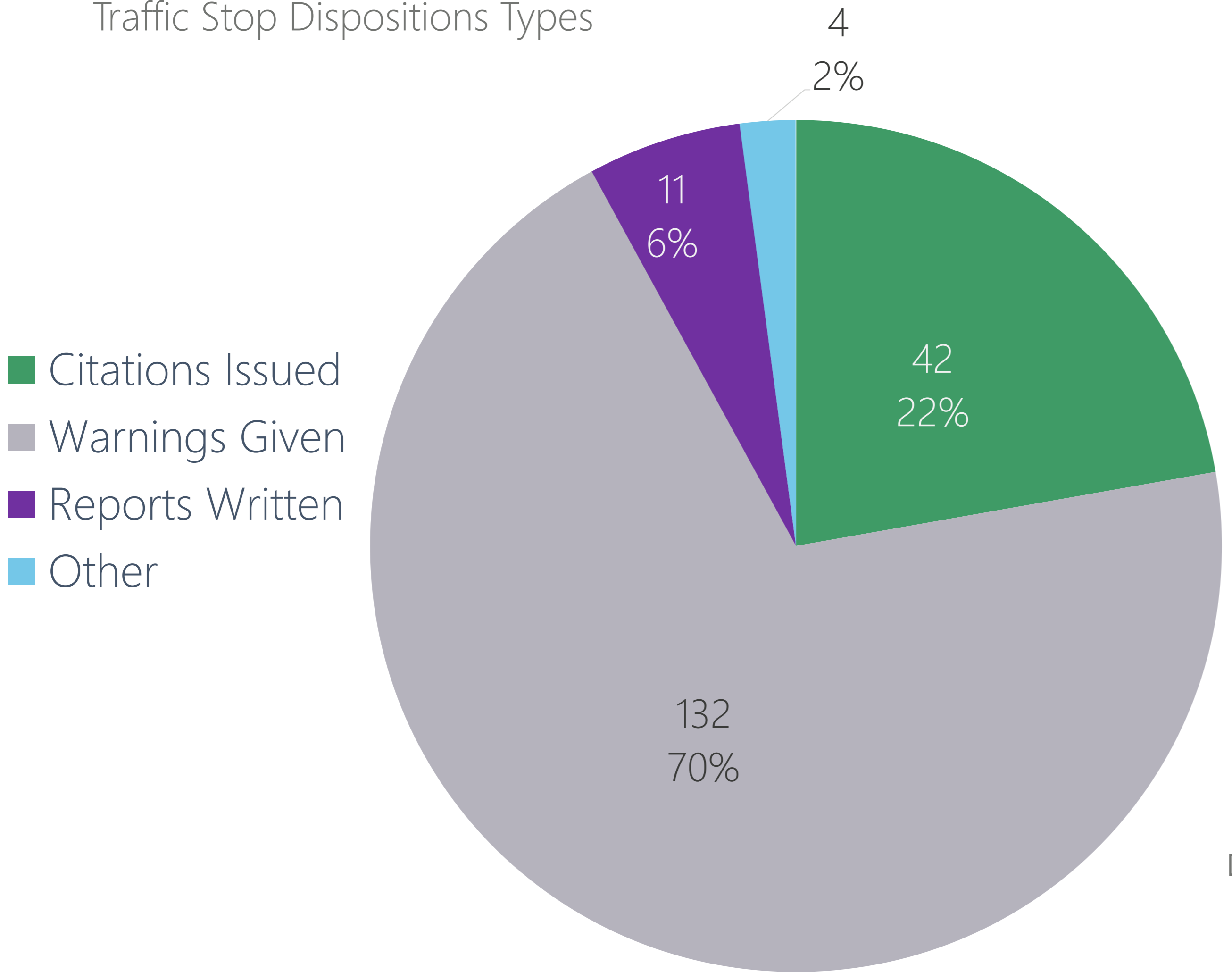
Offense Reports Written Breakdown by Top Charge



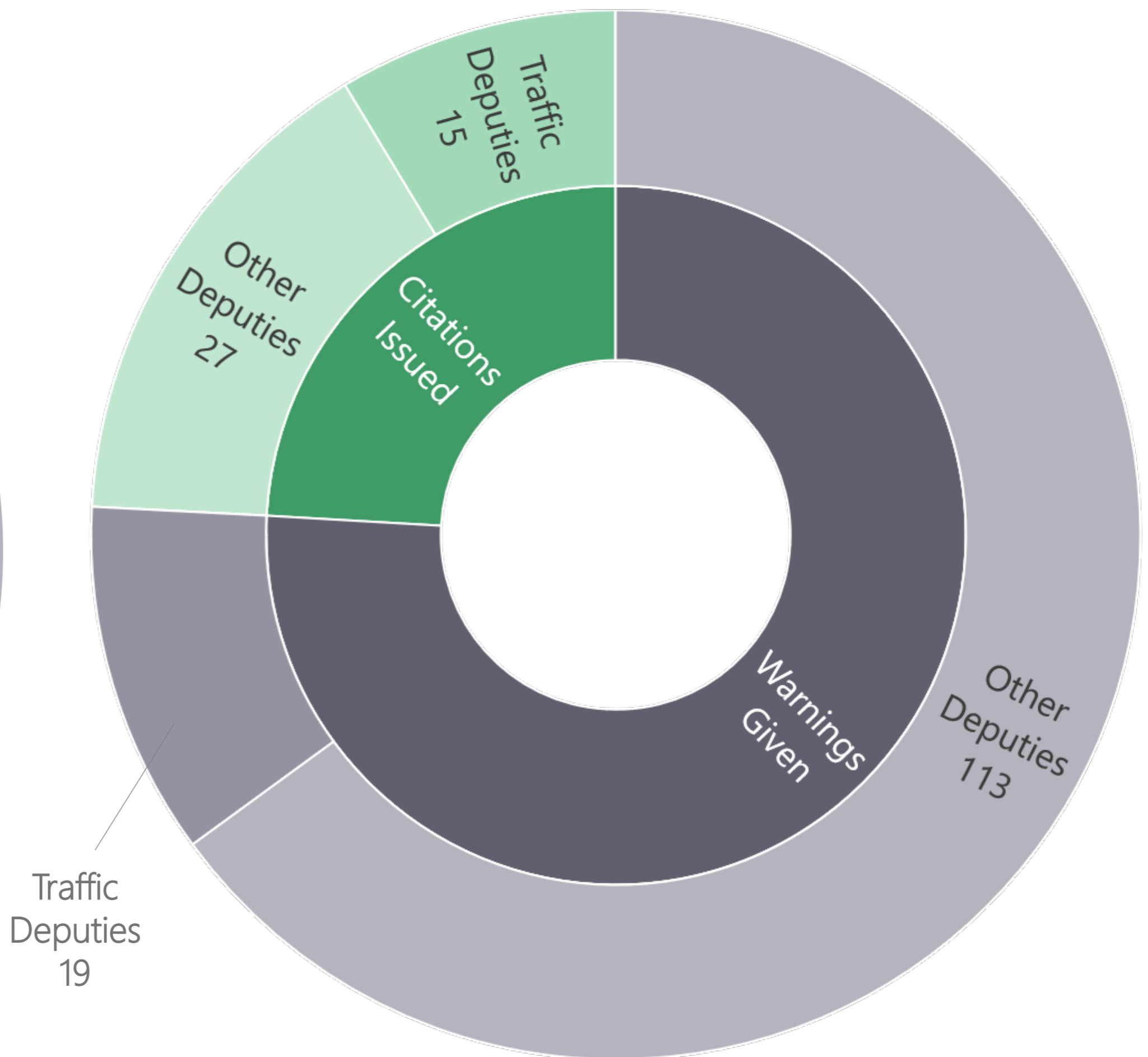
Traffic Stop Dispositions

In July 2020, **189** traffic stops were made within the city limits, resulting in **42** citations issued, **132** warnings given, and **11** offense/incident reports created. Of the **42** citations issued, **78** charges were included (see next slide).

Traffic Stop Dispositions Types

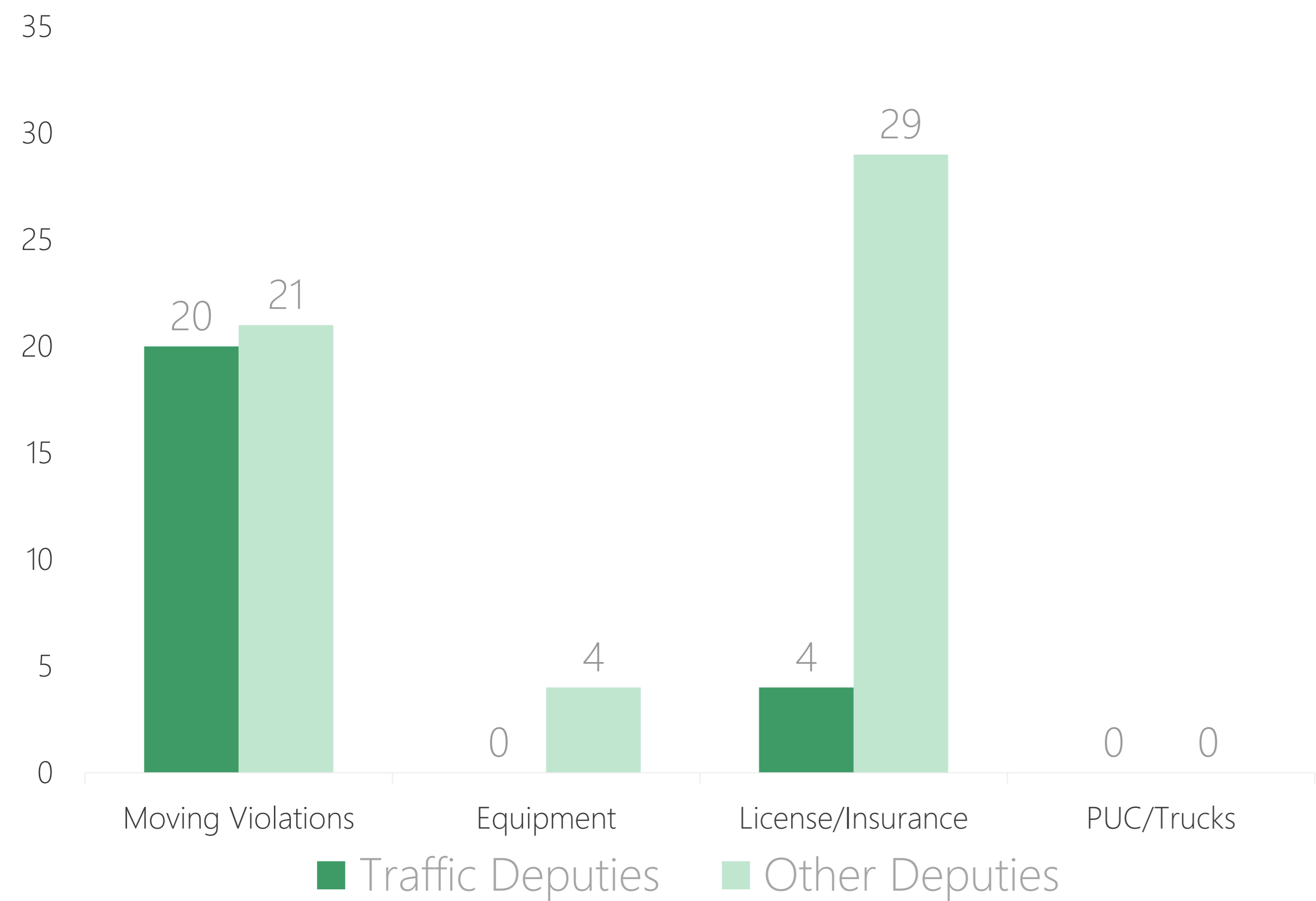


Warnings & Citations Issued Broken Down by Deputy Type

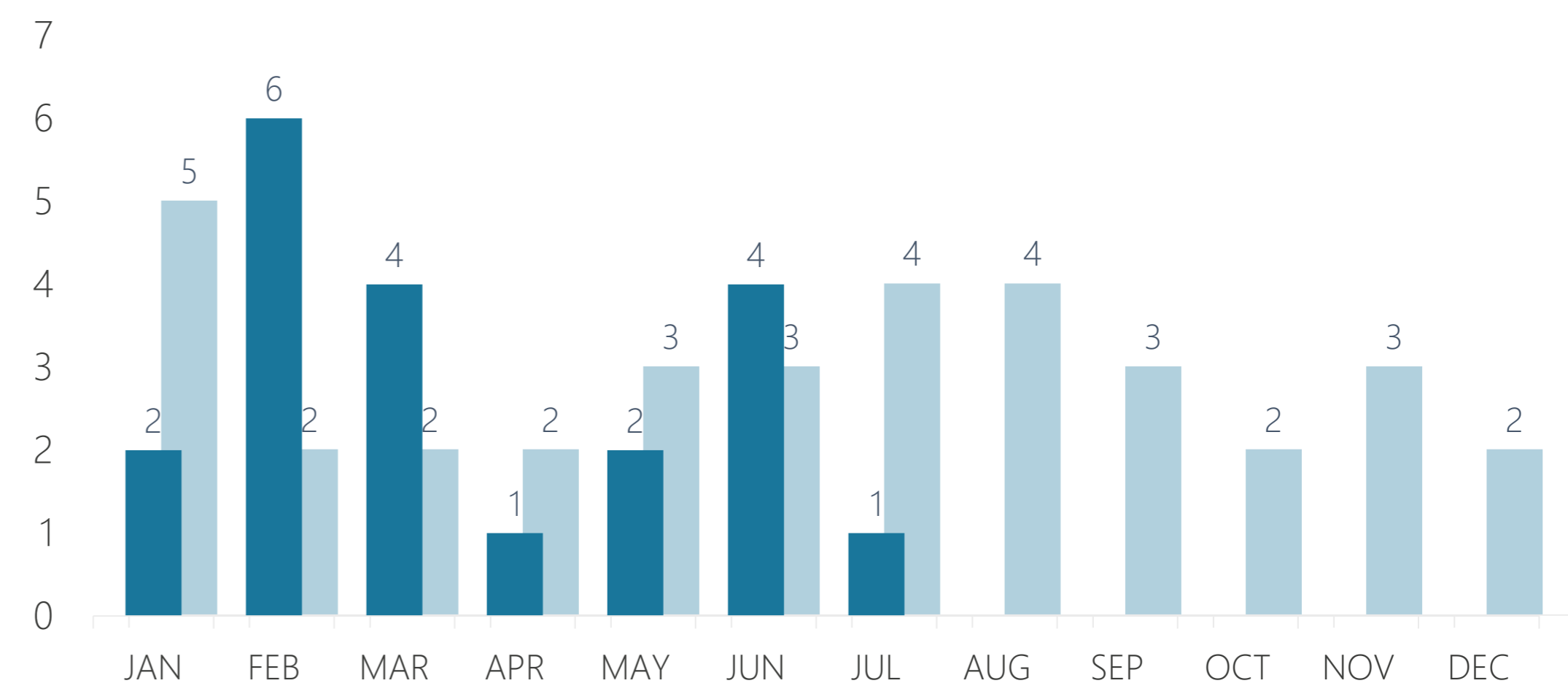


Citation Types Issued:

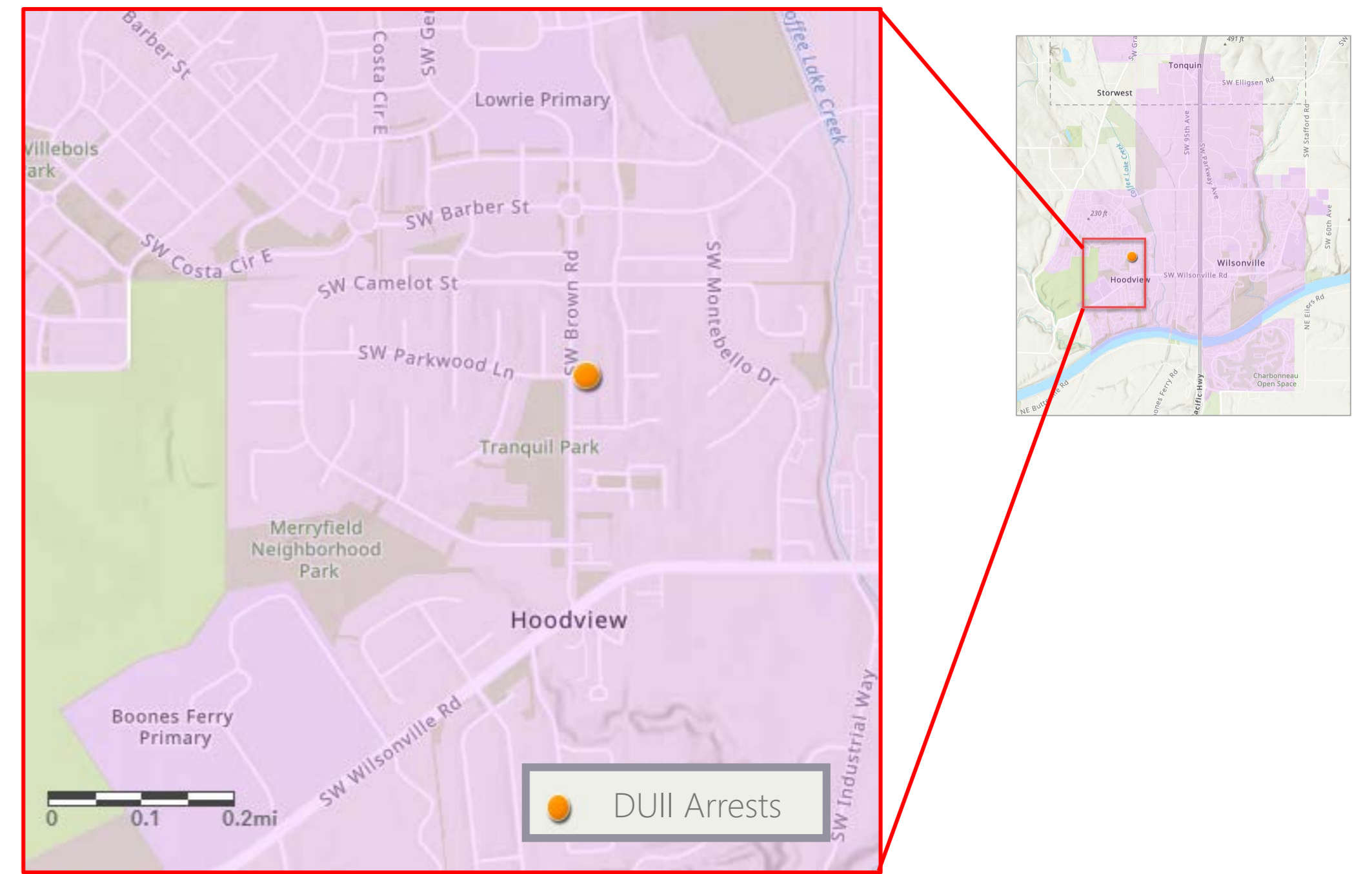
Of the **42** citations issued, **78** charges were included in the following types:



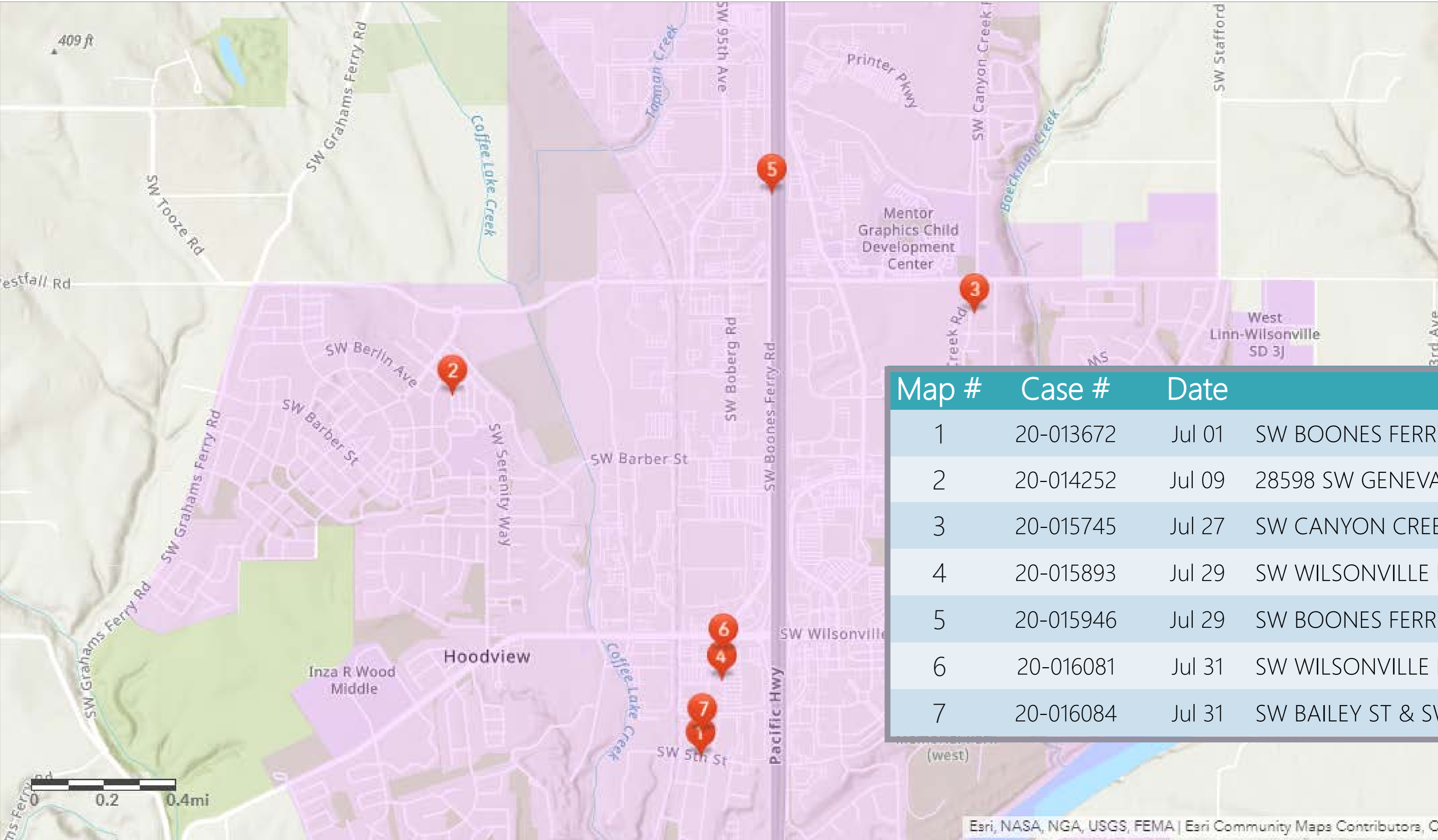
DUII Arrests:



2019 faded, 2020 solid



Map of Traffic Crash Reports



Map #	Case #	Date	Address
1	20-013672	Jul 01	SW BOONES FERRY ROAD & SW BAILEY STREET
2	20-014252	Jul 09	28598 SW GENEVA LOOP
3	20-015745	Jul 27	SW CANYON CREEK RD
4	20-015893	Jul 29	SW WILSONVILLE RD & SW BOONES FERRY RD
5	20-015946	Jul 29	SW BOONES FERRY RD & I5
6	20-016081	Jul 31	SW WILSONVILLE RD & SW BOONES FERRY RD
7	20-016084	Jul 31	SW BAILEY ST & SW BOONES FERRY RD