


MONTHLY NEWS


City of Wilsonville Police

VOLUME 1 | ISSUE 4 | PUBLISHED SEPTEMBER 12, 2018 | **August 2018**



Highlights

- 1) Sgt. Eric Lee and Chief Rob Wurpes were just two from Patrol attending neighborhood events during this year's National Night Out.
- 2) Along with TVF&R, Wilsonville Police responded to a truck on fire at SW Parkway Ave near SW Boeckman Rd. Thankfully, no one was injured.
- 3) Chief Wurpes (left) and Matt Dale with Canby Fire (right) had the honor of meeting the Supreme Governor of the Moose Lodge International, Harry Johnston (middle).
- 4) Chief Wurpes and Sgt. Jason Ritter bicycled to each of the schools and visited staff on day two of this new school year, Aug-28-2018.
- 5) Wilsonville's Motor Unit helped at the 2018 Hood to Coast, Aug-25.
- 6) We said goodbye and farewell to Deputy Michael Samerdyke, who had been an Officer in Wilsonville since 2017. He and his wife recently started a family and have moved away from Oregon.
- 7) On August 17 we detained a stabbing suspect from a domestic incident.
- 8) The City celebrated its 50th birthday August 22, CSO Julie Fanger manned a prize wheel and (9) Deputies Jeff Smith and Christopher Thomas rolled through on bicycles to talk with partygoers.
- 10) Even the toughest of deputies can't resist a puppy! Deputy Ashley Walker, in training with us, visited Critter Cabana on National Dog Day August 16.



Wilsonville August 2018



City of Wilsonville Police Department

30000 SW Town Center Loop E
Wilsonville, OR 97070

In Partnership with



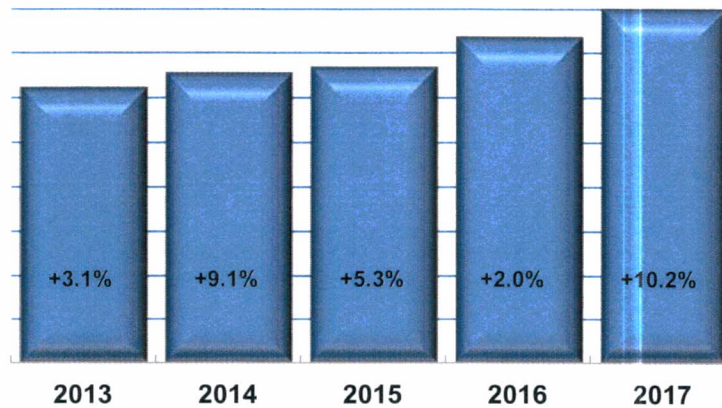
**Clackamas County
Sheriff's Office**

Monthly Summary

During August 2018, the Clackamas County Sheriff's Office provided law enforcement service to the City of Wilsonville on a 24 hour a day basis. During this time deputies assigned to Wilsonville responded to 471 calls for service, which was an average of 23.2 calls a day.

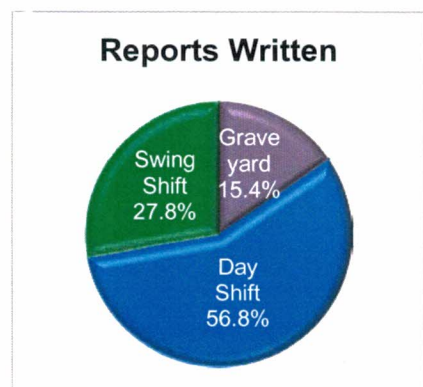

Below is a chart showing the number of calls for service in the City during the last 5 years.

<u>Year</u>	<u>Number of Calls</u>	<u>Monthly Average</u>	<u>Daily Average</u>
2013	6,230	519.2	17.1
2014	6,558	546.5	18.0
2015	6,689	557.4	18.3
2016	7,369	614.1	20.2
2017	8,021	668.4	22.0



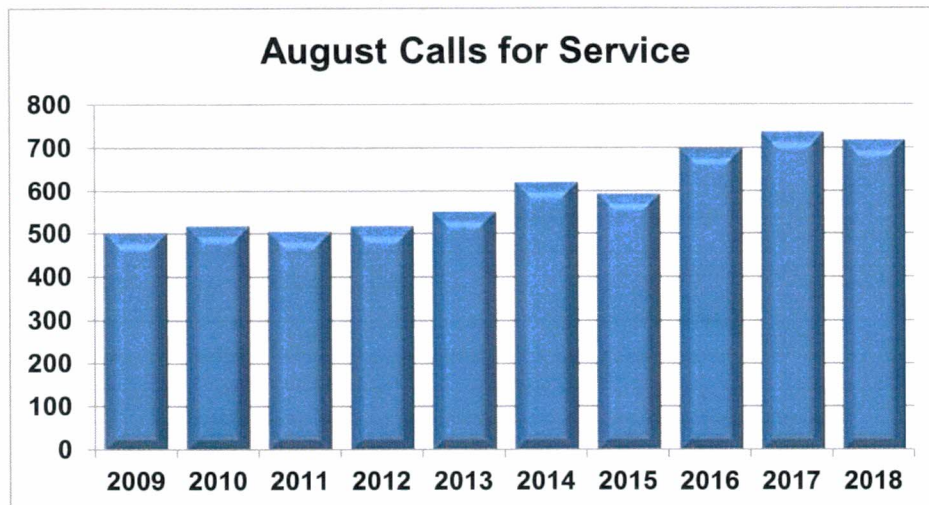
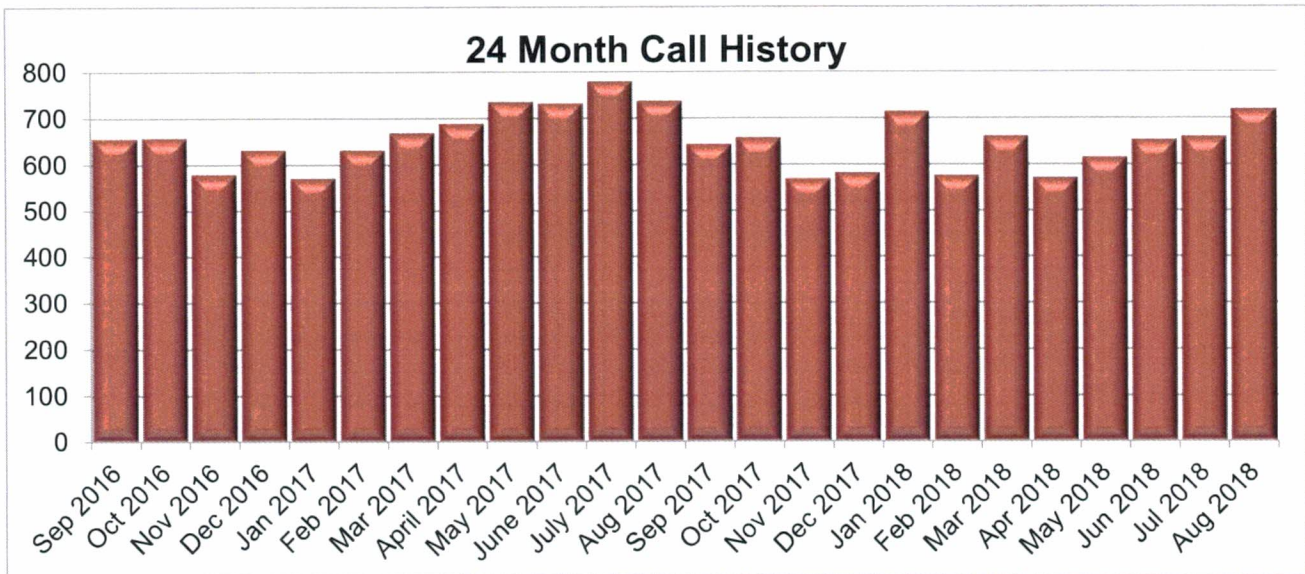
An overall look at the shift activity shows the following percentages of calls taken, traffic stops made and reports written for August.

	<u>Percentage of Calls Taken</u>	<u>Percentage of Traffic Stops</u>	<u>Percentage of Reports Written</u>
Graveyard	20.3%	23.7%	15.4%
Day Shift	36.3%	26.6%	56.8%
Swing Shift	43.4%	49.7%	27.8%



Calls for Service

Number of Calls Per Shift	August 2018	August 2017	Monthly Average 2017
Graveyard (2100-0700)	146	161	131.4
Day Shift (0700-1700)	261	327	320.3
Swing Shift (1100-0300)	312	249	216.7
Monthly Total	719	737	668.4
Daily Average	23.2	23.8	22.0



Types of Calls

This chart shows the types of calls for service during the month. These calls do not reflect actual criminal activity. In some cases the call was dispatched as a particular type of incident, but it was later determined to be of a different nature.

Type of Call	August 2018	August 2017	2017 Monthly Avg.
Alarm	73	82	66.8
Parking Complaint	63	58	51.6
Suspicious Person	47	40	33.2
Disturbance	44	22	34.5
Welfare Check	40	26	27.9
Traffic Complaint	38	31	35.0
Assist Public	37	26	42.8
Theft	36	41	42.0
Unwanted / Trespass	31	29	20.5
Assist Agency	30	43	30.5
Threat / Harassment	30	26	20.0
Traffic Crash	26	30	27.8
Juvenile Problem	22	22	17.0
Suspicious Vehicle	22	19	16.2
Suspicious Circumstances	21	12	13.8
Property Investigation	20	11	16.2
Mental	17	7	6.1
Fire Services	16	5	9.7
Other	15	16	11.2
Animal Complaint	10	24	12.4
Noise Complaint	10	9	7.7
Assault	8	11	5.3
Hazard	8	11	10.3
Suicide Attempt / Threat	8	8	8.2
Fraud	7	20	18.6
Stolen Vehicle	7	6	5.7
Missing Person	6	6	3.9
Criminal Mischief	4	12	12.1
Open Door / Window	4	1	1.2
Unknown / Incomplete	4	7	9.0
Promiscuous Shooting	3		1.1
Vice Complaint	3	12	8.7
Viol. Restraining Order	3	5	2.3
Abandoned Vehicle	2	11	3.5
Burglary	1	13	5.0
Death Investigation	1	2	1.8
Minor in Possession	1		1.9
Recovered Stolen Vehicle	1	1	1.9
Extra Patrol Request			2.1
Provide Information		28	13.5
Prowler			0.5
Robbery			0.8
Runaway		3	5.3
Sex Crimes		1	2.7
Shooting			0.1
Total Calls:	719	737	668.4

Other / Self-Initiated Activity

Type of Call	August 2018	August 2017	2017 Monthly Avg.
Traffic Stop	308	424	339.8
Follow-Up Contact	71	88	92.3
Suspicious Veh. Stop	46	78	53.4
Subject Stop	22	29	28.2
Premise Check	12	13	8.8
Warrant Service	11		7.7
Suspect Contact	1	4	4.6
Court		6	4.8
Detail		32	32.7
Foot Patrol		3	4.2
Meeting		9	10.6
Training		11	15.5
Total Calls:	471	697	602.6

Reports Written

During August, 162 reports were written. 15.4% were written by the graveyard shift, 56.8% by the dayshift units and 27.8% were written by the swing shift units.




Type of Report	August 2018	August 2017	2017 Monthly Avg.
Theft	33	37	31.1
Traffic Crash	13	13	10.9
Criminal Mischief	11	8	9.0
Burglary	6	8	3.2
Stolen Vehicle	4		3.6
Drug Crimes	4	8	6.3
Identity Theft	3	2	2.5
Assault	1	6	4.9
Other Reports	87	96	114.4
Total Calls:	162	178	185.9

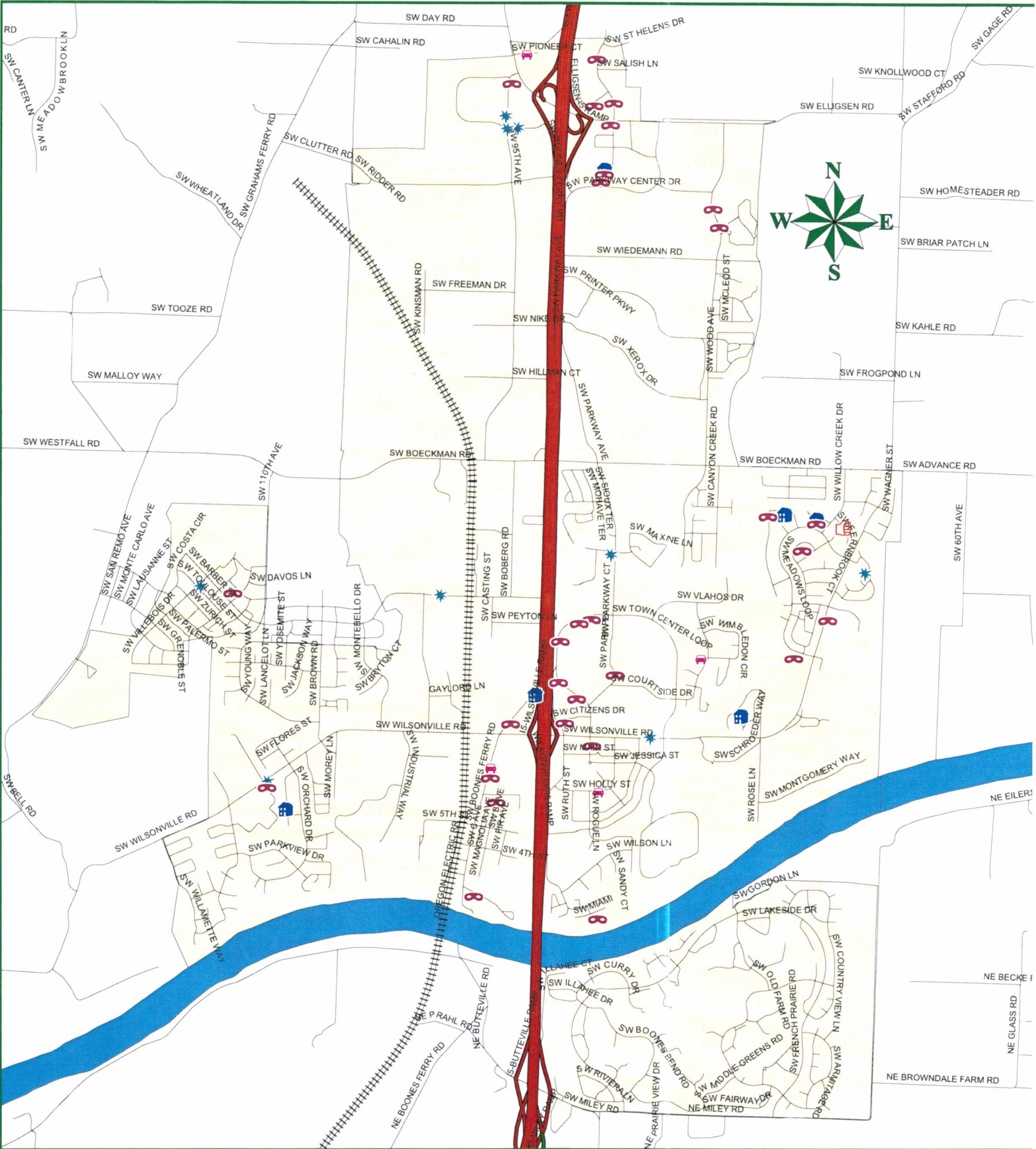
Shift Totals	August 2018	August 2017	2017 Monthly Avg.
Graveyard	25	39	38.2
Day Shift	92	83	86.0
Swing Shift	45	56	61.7



Wilsonville August 2018



-  Assault
-  Burglary
-  Criminal Mischief
-  Stolen Vehicle
-  Theft

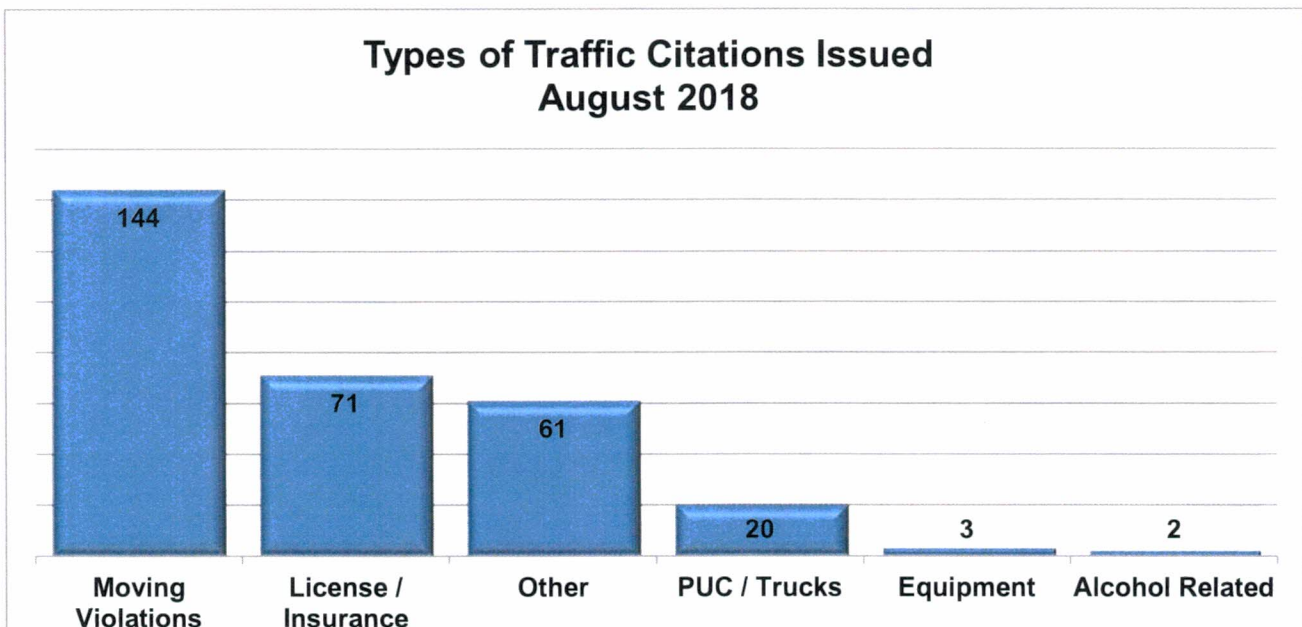
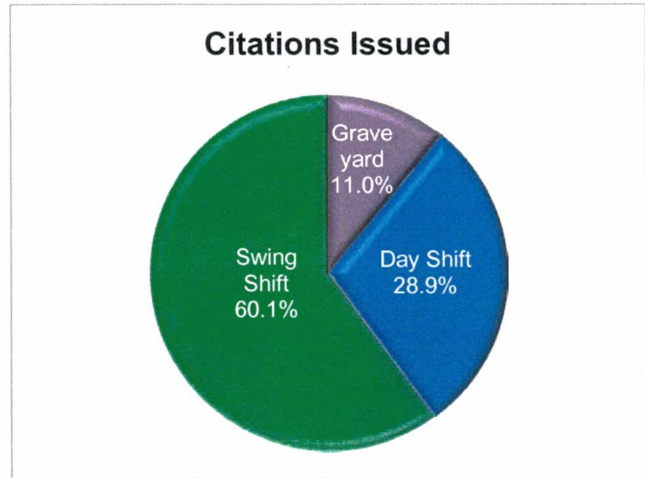
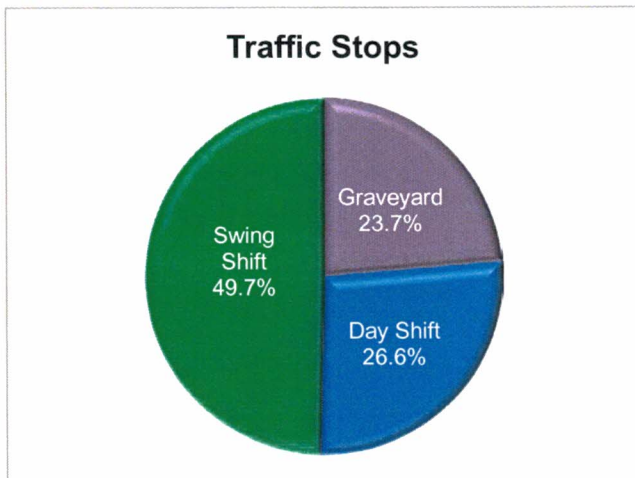


Traffic

During August 2018, 308 traffic stops were made in the City and 301 traffic citations were issued. Included in these totals are 163 traffic stops (52.9%) and 242 (80.4%) citations issued by the traffic deputies.

There were 7 arrests for Driving Under the Influence of Intoxicants (DUII).

Shift	Traffic Stops	Citations Issued
Graveyard	73	33
Day Shift	82	87
Swing Shift	153	181
Total:	308	301





Wilsonville Traffic Crashes August 2018

