


MONTHLY NEWS

City of Wilsonville Police

VOLUME 2 | ISSUE 9 | PUBLISHED OCTOBER 10, 2019 | **September 2019**



The 2018/2019 school year is officially underway. Please welcome School Resource Officer (SRO), Deputy Stephanie McCluskey.

Her office is located inside Wilsonville High School; however, she will be working throughout Wilsonville's school district.

The City's Police Department teamed up with Public Works and competed with Parks & Recreation in a snack collection, September 18 through October 9. The City held a healthy competition between paired departments and provided donated snacks to one of its local schools. As of this news, we're waiting for a final tally. Did we win? Stayed tuned!



Sara McClurg, a Community Service Officer from the Sheriff's Public Information Unit, met with a local HOA the morning of September 21. She listened to safety concerns and provided information about developing a Neighborhood Watch.

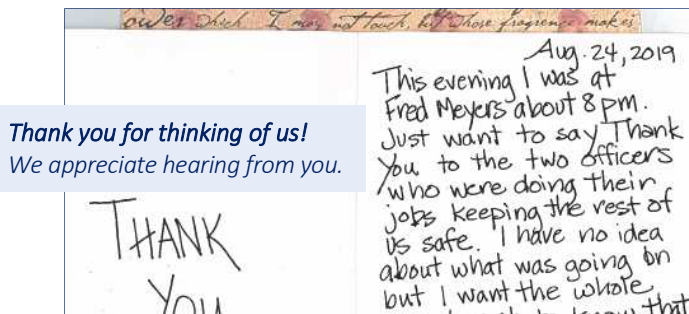


On August 13, 2019, an officer's keen eye kept an inmate from getting too far as she attempted to "take a walk." An observant citizen noticed a female wearing orange walking not far from an inmate work crew, sporting the same colors. Deputy John Wildhaber was dispatched. Despite her best efforts to hide in shrubbery, he quickly located and apprehended her, earning a commendation for his actions.



Wilsonville High School held its homecoming parade on Friday, September 20. We were honored to be involved.

Pictured: Deputy Hattan, SRO Stephanie McCluskey, and Lt. Rob Wurpes.



Thank you for thinking of us!
We appreciate hearing from you.



Drakos



Simpkins



Tucker



Colbert



Walker

As we settle into fall and winter, you'll see new faces and miss others. Please welcome Officers Andrew Drakos, Tyler Simpkins, and Stephen Tucker, and welcome back Officers Terry Colbert and Ashley Walker. These deputies replace Luke Johnson, Beth Mayer, Christopher Thomas, and Jake Jensen who rotated out, and temporarily fill a fifth spot.

Wilsonville

September 2019



City of Wilsonville Police Department

30000 SW Town Center Loop E
Wilsonville, OR 97070

In Partnership with

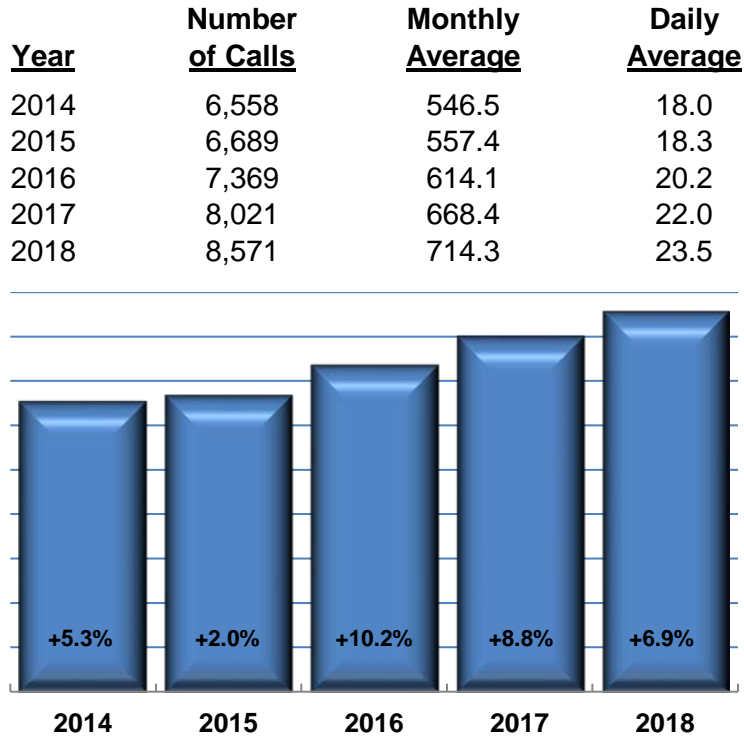


Clackamas County
Sheriff's Office

Monthly Summary

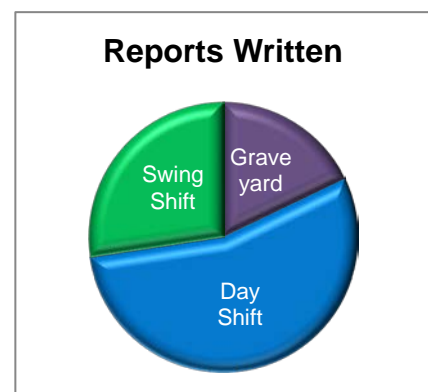
During September 2019, the Clackamas County Sheriff's Office provided law enforcement service to the City of Wilsonville on a 24 hour a day basis. During this time deputies assigned to Wilsonville responded to 716 calls for service, which was an average of 23.9 calls a day.

Below is a chart showing the number of calls for service in the City during the last 5 years.



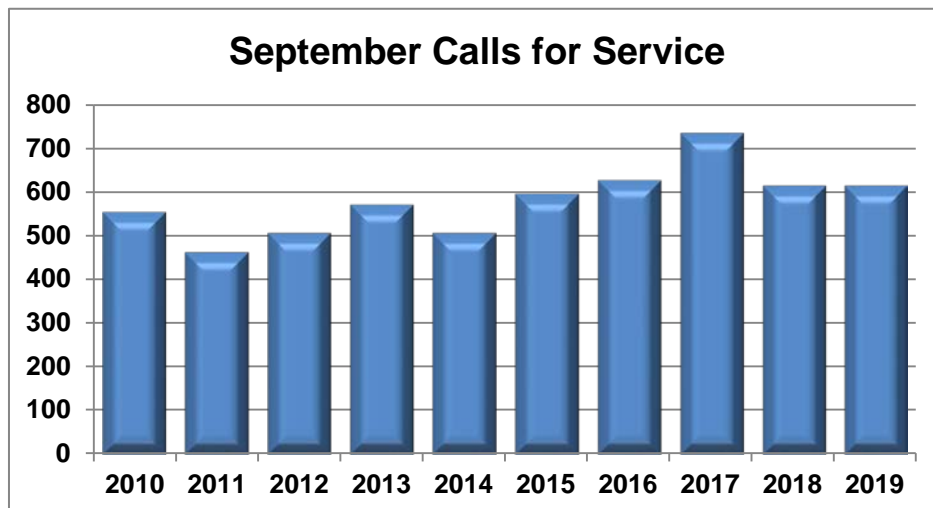
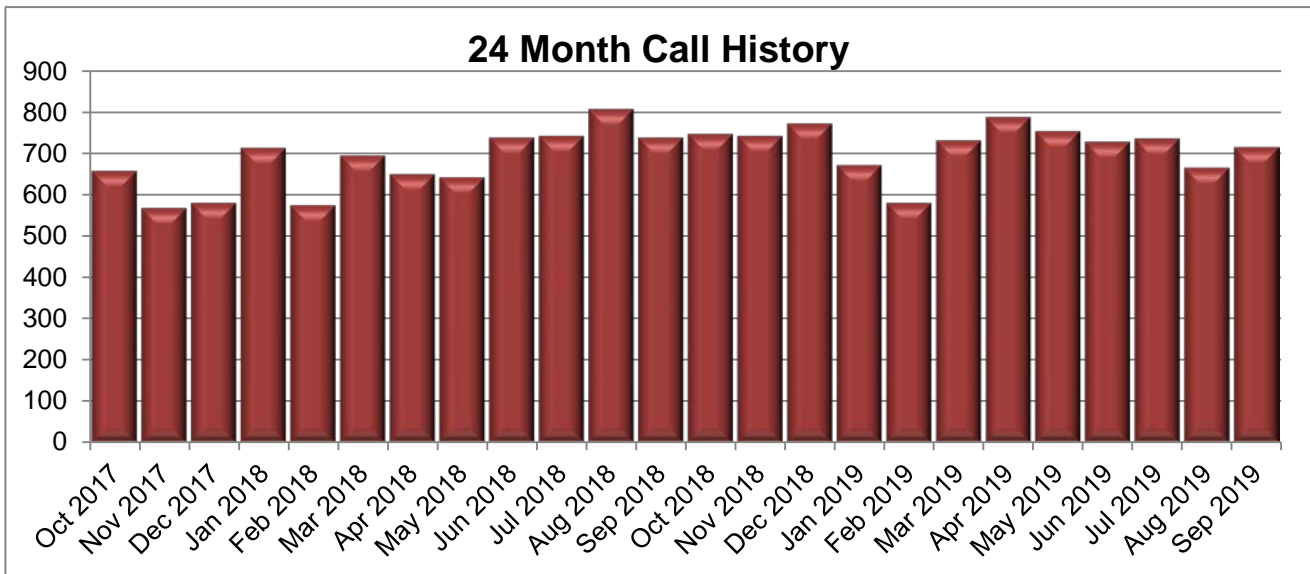
An overall look at the shift activity shows the following percentages of calls taken, traffic stops made and reports written for September.

	<u>Percentage of Calls Taken</u>	<u>Percentage of Traffic Stops</u>	<u>Percentage of Reports Written</u>
Graveyard	18.6%	19.2%	17.9%
Day Shift	43.3%	44.6%	54.7%
Swing Shift	38.1%	36.2%	27.4%



Calls for Service

Number of Calls Per Shift	September 2019	September 2018	Monthly Average 2018
Graveyard (2100-0700)	133	157	139.6
Day Shift (0700-1700)	310	346	336.3
Swing Shift (1100-0300)	273	236	238.4
Monthly Total	716	739	714.3
Daily Average	23.9	24.6	23.5



Types of Calls

This chart shows the types of calls for service during the month. These calls do not reflect actual criminal activity. In some cases the call was dispatched as a particular type of incident, but it was later determined to be of a different nature.

Type of Call	September 2019	September 2018	2018 Monthly Avg.
Alarm	59	64	67.4
Assist Public	56	47	48.7
Parking Complaint	46	34	49.8
Welfare Check	41	41	32.8
Property Investigation	33	17	17.8
Suspicious Person	33	47	34.7
Traffic Complaint	33	38	34.3
Fraud	32	20	17.7
Suspicious Circumstances	27	13	16.1
Traffic Crash	27	39	32.8
Assist Agency	26	30	34.3
Domestic Disturbance	24	30	27.0
Theft	23	44	53.3
Unwanted / Trespass	23	29	19.8
Juvenile Problem	21	16	17.9
Threat / Harassment	20	27	25.8
Suicide Attempt / Threat	16	9	10.4
Fire Services	15	12	10.8
Hazard	15	14	9.5
Behavioral Health Incident	14	11	9.8
Criminal Mischief	10	10	9.8
Vice Complaint	13	8	5.3
Suspicious Vehicle	12	29	20.8
Animal Complaint	11	12	10.5
Missing Person	8	3	3.3
Unknown / Incomplete	7	5	8.1
Assault	6	5	4.6
Noise Complaint	6	8	8.9
Stolen Vehicle	6	5	6.3
Disturbance	5	9	8.1
Sex Crimes	5	2	2.2
Burglary	4	8	5.3
Open Door / Window	4	4	3.6
Runaway	4	2	2.8
Viol. Restraining Order	4		2.6
Extra Patrol Request	3	1	2.3
Minor in Possession	3		0.9
Recovered Stolen Vehicle	2	2	1.7
Abandoned Vehicle	1	4	4.5
Death Investigation	1	6	1.7
Promiscuous Shooting	1		1.1
Provide Information	1		3.8
Prowler			0.6
Robbery		2	1.2
Shooting		1	0.3
Other	15	31	24.0
Total Calls:	716	739	714.3

Median Response Times to Dispatched Calls

	All Calls	Priority 1 & 2 Calls
Input to Dispatch (Time call was on hold)	1:20 Minutes	1:01 Minutes
Dispatch to Arrival (Time it took the deputy to arrive after being dispatched)	9:57 Minutes	7:45 Minutes

Other / Self-Initiated Activity

Type of Call	September 2019	September 2018	2018 Monthly Avg.
Traffic Stop	307	373	387.2
Follow-Up Contact	104	70	95.5
Suspicious Veh. Stop	73	66	70.3
Premise Check	32	17	20.7
Subject Stop	24	51	30.5
Detail	23	23	14.8
Traffic Detail**	6		N/A
Suspect Contact	5	7	3.8
Community Contact**	4		N/A
Warrant Service	4	8	9.3
Court			0.9
Foot Patrol			0.5
Meeting			1.2
Training			3.3
Total Calls:	582	615	637.9

*CCOM switched to a new dispatch CAD system on 03/13/18. The new system does not capture these call types.

** New call type

Reports Written

During September, 190 reports were written. 17.9% were written by the graveyard shift, 54.7% by the dayshift units and 27.4% were written by the swing shift units.

Type of Report	September 2019	September 2018	2018 Monthly Avg.
Theft	25	39	40.8
Traffic Crash	10	19	12.6
Criminal Mischief	9	6	8.1
Stolen Vehicle	5	5	4.2
Burglary	3	7	5.6
Identity Theft	3	5	3.3
Drug Crimes	3	4	4.3
Assault	2	5	3.0
Other Reports	130	81	90.6
Total Calls:	190	171	172.5

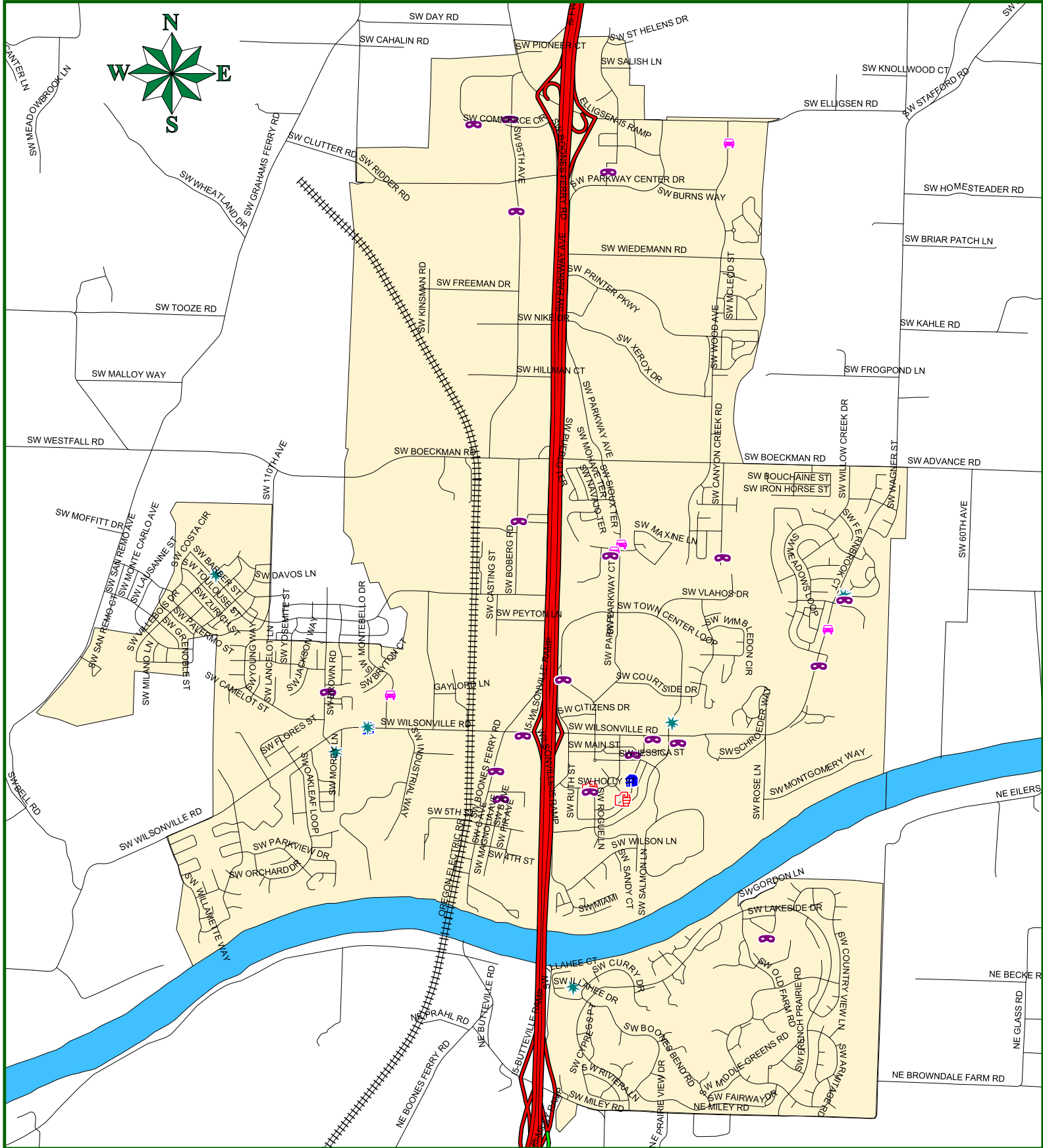
Shift Totals	September 2019	September 2018	2018 Monthly Avg.
Graveyard	34	26	25.1
Day Shift	104	88	89.5
Swing Shift	52	57	57.9



Wilsonville September 2019



- Assault
- Burglary
- Criminal Mischief
- Stolen Vehicle
- Theft



Traffic

During September 2019, 307 traffic stops were made in the City and 249 traffic citations were issued. Included in these totals are 182 traffic stops (59.3%) and 209 (83.9%) citations issued by the traffic deputies.

There were 3 arrests for Driving Under the Influence of Intoxicants (DUII).

Shift	Traffic Stops	Citations Issued
Graveyard	59	29
Day Shift	137	140
Swing Shift	111	80
Total:	307	249

